

MOUNT ROGERS PRIMARY SCHOOL



ACT
Government
Education

NEWSLETTER NO. 9

6 JUNE 2018

TERM 2 WEEK 6

FROM THE PRINCIPAL

Dear Mount Rogers families,

Well, can you believe that we are over half way through Term 2; where is the year going? I hope that you are enjoying engaging with your child's learning and classroom using the online platforms each year level is trialling; *SeeSaw* in Kindergarten, a *Google Community* in Year 1/2, a *Google Site* in Year 3/4 and a *Google Community* in Year 5/6. If you have not linked into this and would like to, please don't hesitate to contact your child's teacher for information on how to do so. The feedback from parents has been overwhelmingly positive around how great it is to be able to keep in touch with what is happening inside the classroom.

At this time of year all teachers have just about finished writing Semester 1 Progress Reports on the students in their class. These reports then go to each year level executive teacher to be checked and proofread before coming to me for a final check and signing. Much time is taken to ensure that reports are a true, fair and honest reflection of where each student is at, and that there are no typing or grammatical errors. Every so often an error may slip through our checking process – if so, please don't hesitate to let me know so it can be rectified.

Now that winter is upon us I wanted to remind parents and students that I expect all students to wear school uniform, or red and black colour code each day. Please do not send your child to school in hoodies or jumpers with large logos or pictures on them. A black or red zip up jumper or hoodie is preferred. Uniforms with our school logo can be purchased at Workin Gear in Kippax or Macdonalds Kids Wear in Jamison. Generic red and black school clothing can be found at Target, Big W or Best and Less.

In accordance with the Cancer Council and our Sun Protection Policy, students are not required to wear their Sunsmart hats during the months of June, July and August. So it is 'Hats Off' for now. Instead, many students and staff are choosing to wear a beanie to keep their head warm.

Last week was Reconciliation Week and on Tuesday we welcomed Indigenous performer Ryka Ali, to our school. Ryka is a Torres Strait Islander man who uses music and dance to showcase the richness of Aboriginal and Torres Strait Islander cultures. His performance was highly interactive and entertaining. It was wonderful to see every student in the school engaged and keen to participate on stage with him in various dances. Thank you to Jodi Stoneman for organising this performance for the students of Mount Rogers. The cost of this performance was covered by the Education Directorate's Cultural Integrity funds.

And finally - **SAVE THE DATE:**

Mount Rogers 2019 Twilight Fete will be held on Friday, 29 March 2019 @ 4:30pm.

Warm wishes,

Felicity Levett
Principal

DIRECTORY

Principal: Felicity Levett
Deputy Principal: Liz Marman (Acting)
A: Alfred Hill Drive, MELBA ACT 2615
T: (02) 6205 8066
F: (02) 6205 8064
E: info@mtrogers.act.edu.au
W: www.mtrogers.act.edu.au
FB: <https://www.facebook.com/mountrogersprimary>
Board Chair: Kamini Davenport
P&C President: Mikaela Pyne
www.facebook.com/MountRogersPancD
Canteen: Kate Ph 6258 1552
School Banking: Friday

IMPORTANT

Mount Rogers Primary is an
ANAPHYLACTIC FRIENDLY SCHOOL
Please do not bring into our school:

NUTS and nut products (please be aware that *Nutella* spread and many muesli/health bars contain nuts)

FISH including prawns and tuna

SESAME including hummus, some snack bars, vege chips, tahini, as a bread topping etc

CALENDAR EVENTS

ENROL NOW FOR 2019

Go to www.education.act.gov.au

7 June	World Environment Day
8 June	Magellan Program at MCSS 8:45am
11 June	Queen's Birthday – Public Holiday
12 June	Tennis Yr 3/4 (Foxes & part Goannas) 1:10pm
13 June	ACT Cross Country Carnival at Mt Stromlo
14 June	Christian Education in Schools Program (participating students)
15 June	Magellan Program at MCSS 8:45am - CSIRO Discovery Centre (followed by Student Exhibition & Presentation for Families 1:30-2:45pm at MCSS)
15 June	Assembly 2pm – <i>All welcome</i> Host: Kinder (Toucans & Sloths)
15 June	P&C Disco

2018 TERM DATES

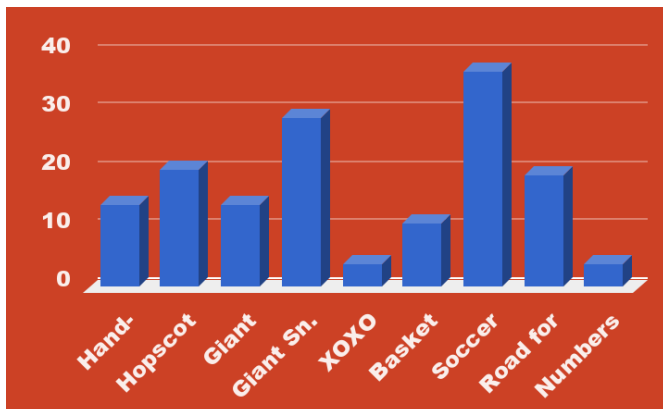
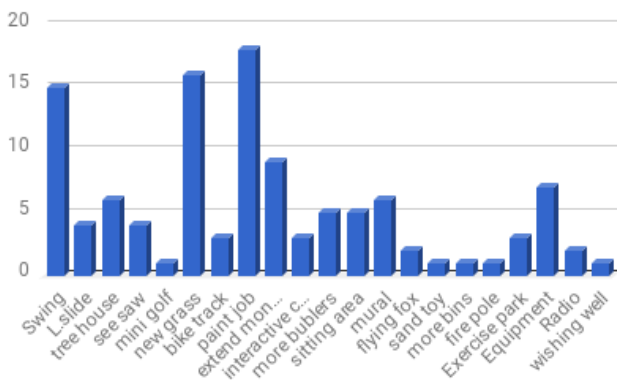
2	30 April – 6 July
3	23 July – 28 September
4	15 October – 21 December

Captain's Corner 2018 School Leadership Team

Over the past three weeks the Captains have been gathering information and new ideas to improve our playgrounds.

The red graph shows improvement options the captains came up with and suggested to the students. You can see the responses in that graph. The blue graph shows new ideas students suggested.

The installation of soccer goals were a huge hit with 24% of the surveyed students proposing this. Other high responses were for new paint work, including handball courts and murals on walls, and swings. The Captains will meet with Mrs Levett on Friday to discuss these results.



P&C DISCO WITH DJ CLIFF FRIDAY, 15 JUNE

For students enrolled at Mount Rogers Primary School

Juniors 6pm to 7pm- Kindergarten to Year 2
Preschoolers are welcome but must be accompanied by a parent

Seniors 7:30pm to 9pm - Year 3-6

Please return permission notes and payment by 13 June.

Also available:

PRE-ORDERED Disco Dinner via www.flexischools.com.au only (cash orders will be returned). **Limited** cash sales on the night only. Disco Dinner flexischools orders will close Tuesday, 12 June.



MOUNT ROGERS P&C CANTEEN



HEALTHY HUT NEWS

CLOSED ON MONDAYS

Ph 6258 1552

www.flexischools.com.au

Congratulations to all the athletics carnival competitors! I hope your sausage sandwiches helped you compete at your best. Thank you so much to my volunteers especially Stewart who jumped on the BBQ when he saw me struggling.

I have made a couple of small changes to the prices on our Flexischools menu to align with our paper menu. I have also added a couple of items to the snack section. You can now order an apple slinky or some carrot sticks for a crunchy snack. As mentioned last newsletter, I have also replaced the chicken drummies with a full sized BBQ chicken drumstick. Log in to www.flexischools.com.au to have a look.

The food drive is still ongoing this term with the Yr 3/4 Elephants out in the lead. The class that sends in the most items wins a class morning tea. Items like baking paper, spray and wipe, single use gloves or washing up liquid are always very useful.

Thank you to my volunteers this fortnight. I am still looking for help on a Tuesday if you are free; any amount of time is valuable and little people are welcome.

With thanks
Kate – Canteen Manager

Upcoming Event – P&C Disco


Friday, 15 June

Pre order your Disco Dinner via

www.flexischools.com.au

CHRISTIAN EDUCATION IN SCHOOLS

Christian Education in Schools (CEIS) occurs because parents request it for their children, under ACT legislation. Sessions are coordinated by the CEIS project, using approved resources and volunteers. Each school year the ACT Churches Council presents the values and beliefs of Christianity in 4 modern, interactive and engaging session.



Only students with permission will attend. Please see the front office if you would like to add your child's name to the current attendance list.

TERM 2 - THURSDAY, 14 JUNE		
Session 1	10am – 11am	Kindergarten
Session 2	11.40am -12.40pm	Yr 1/2
Session 3	1.50pm -2.50pm	Yr 3-6

For more information go to www.ceis.org.au/yes



Another great recipe from
the Mount Rogers
sustainability kitchen!

POTATO, LEEK & SPINACH TORTE

INGREDIENTS

For the pastry:

4 tbsp olive oil	600gm plain flour & extra for dusting
1 cup cold water	1/2 tsp salt

For the filling:

1 medium sized potato, peeled and quartered
8 stalks silverbeet leaves and stems, finely sliced
1 leek, finely sliced
1 handful of parsley, roughly chopped
1 handful of dill fronds, roughly chopped
250gm mozzarella, grated
1 tbsp olive oil, plus some extra for brushing
1/4 tsp salt, plus a pinch for salting water
Pepper, to taste
2 eggs, lightly beaten

WHAT TO DO

To make the pastry:

Step 1	Mix the oil and the water in the small Bowl with the fork.
Step 2	Mix the flour and the salt in the large bowl. Create a well in the centre.
Step 3	Add the oil and water mixture to the well.
Step 4	Use your hands to incorporate the liquid into the flour until the dough forms a ball.
Step 5	Transfer the dough to a floured workbench and knead for a minutes.
Step 6	Wrap the dough in plastic wrap and set aside.

To make the filling:

Step 1	Prepare all the ingredients based on the instructions in the ingredient list.
Step 2	Put the potato pieces into the saucepan, cover with cold water and add a pinch of salt
Step 3	Bring to a boil, then reduce to a simmer and cook until the potato pieces are tender – about 15 minutes.
Step 4	Drain the potato and allow to cool. Transfer to the medium bowl and mash lightly.
Step 5	Add the silverbeet leaves and stems, leek, parsley, dill, mozzarella, oil, ground nutmeg, salt, pepper and eggs to the potato and mix well.

To make the torte:

Step 1	Preheat the oven to 230 Deg C
Step 2	Line the baking trays with baking paper.
Step 3	Divide the pastry dough into 4 balls.
Step 4	Roll one ball of pastry into a long sausage shape.
Step 5	Use the rolling pin to flatten the pastry into a long, flat rectangular sheet, approximately 30cm long and 5cm wide. The pastry should be about 1cm thick.
Step 6	Place a quarter of the filling mixture along the centre length of the pastry sheet.
Step 7	Lift the long ends of the pastry over the filling and pinch together, encasing the filling in a sausage of pastry.
Step 8	Folder over and tuck in the short ends of the pastry and pinch to seal.
Step 9	Coil the pastry to form a scroll, brush the top of the pastry with some olive oil and place on a baking tray.
Step 10	Repeat with the rest of the dough and mixture.
Step 11	Bake the tortes for about 20 minutes or until golden brown.
Step 12	Cool, slice and serve.

HEAD LICE - Please be vigilant!



To help prevent the spread of head lice in our school would you **please check your child's hair REGULARLY** – maybe once a week.

If head lice are found please treat them and notify the Front Office so action can be taken to help prevent it spreading. Once treatment has been carried out, children are able to return to school.

ENROLLING NOW 2019 PRESCHOOL ENROLMENTS



FLYNN PRESCHOOL - Hedland Circuit
MELBA PRESCHOOL - Grainger Circuit
SPENCE PRESCHOOL - Baddeley Crescent

ALL enrolment applications must be made ON-LINE
For enrolment information go to:

http://www.education.act.gov.au/school_education/enrolling_in_an_act_public_school

Please note:

Applications for the first enrolment period close on 11 June 2018 (9am)

Original **birth certificate, proof of residency and immunisation records** **MUST** be provided to Mount Rogers Primary School (Alfred Hill Drive, Melba) following the on-line enrolment process.

Important Reminder

PERMISSION NOTES FOR EXCURSIONS & EVENTS

Please return **all** permission notes, money or other notes to school **via your child's classroom teacher**.

Please do not deliver notes and cash payments directly to the front office.

Please ensure notes and payments are **secure in an envelope** or something similar, with your child's name and class clearly written on it. Loose cash and incomplete notes cannot always be accounted for.

The exception to this are payments made by EFTPOS at the front office. Please ensure you bring your note along at the time of payment. *Help us reduce the enormous waste in reprinting notes!*

Canteen payments (eg special lunches) must be in a **separate envelope** – please do not combine payments with any school event. This delays notes arriving at the correct place for processing. Canteen payments should also be returned via your child's teacher.

Reminders

EXCURSION & PERMISSION NOTES

YEAR	TOPIC	DUE	PAYMENT
K - 6	Curriculum Resources	Now	See below
Pre - 6	Voluntary Contributions		See below
Selected students	Magellan Program	Now	Semester 1 \$50
5	Year 5 Band	Now	\$230 total cost
6	Year 6 Band	Now	\$230 total cost

Notes and/or payments received after the due date will NOT be accepted.

SCHOOL GATE ACCESS

Until further notice, our school gates will be locked from 9:30am and opened at 2:30pm each day.

All parents, carers and visitors will need to report the front office for access during this time.

Thank you for your support.

CURRICULUM RESOURCES

Have you paid for your child's 2018 curriculum resources (ie books and stationery items)?

Payment (\$75 per student) can be made by cash, cheque, direct deposit or EFTPOS (at the front office).

VOLUNTARY CONTRIBUTIONS

Your voluntary contribution goes directly toward purchasing educational resources for use by students.

Primary:

One child (full year) \$100
Two or more children in family \$150 total cost

Preschool:

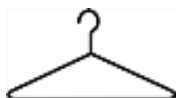
One child (full year) \$200
Two or more children in family \$150 per child

Payment can be made by cash, cheque, direct deposit or EFTPOS (at the front office).

MOUNT ROGERS RECYCLED UNIFORM SHOP

Open Tuesdays and Thursdays 8:30-9:30am

For donations or enquiries please contact Steph via the front office.



New hats can be purchased for \$10.00 each


All proceeds go to our school

COMMUNITY NEWS



Could \$500 help you with school costs?

Join Saver Plus and we'll match your savings, dollar for dollar, up to \$500 for school costs.

-  laptops & tablets
-  lessons & activities
-  uniforms & shoes
-  books & supplies
-  sports fees & gear
-  camps & excursions

Contact
Kathleen Watson
your local Saver Plus
Coordinator

Phone
0448 730 305
02 6283 7606

Email
kathleen.watson@
thesmithfamily.com.au

Web
www.saverplus.org.au

To join Saver Plus, you must have a Centrelink Health Care or Pensioner Concession Card, be at least 18 years old, have some regular income from work (you or your partner), and have a child at school or attend vocational education yourself.



Saver Plus is an initiative of the Brotherhood of St Laurence and ANZ, delivered in partnership with Barry Street, The Benevolent Society and The Smith Family and other local community agencies. The program is funded by ANZ and the Australian Government Department of Social Services. Go to www.dss.gov.au for more information.



AUSTRALIAN GIRLS CHOIR



OPEN DAY
SUNDAY JUNE 24



Is this your daughter?

Look no further than the Australian Girls Choir because we encourage, challenge and inspire girls as they learn to sing, dance and perform.



AUSTRALIAN SCHOOL OF PERFORMING ARTS

espagroup.com.au

Kids Matter
Australian Primary Schools
Mental Health Initiative